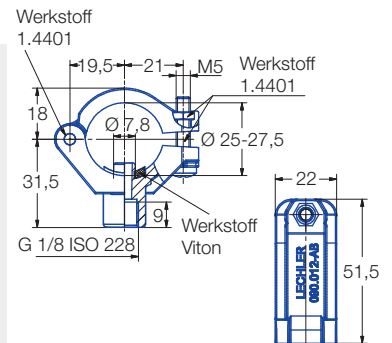
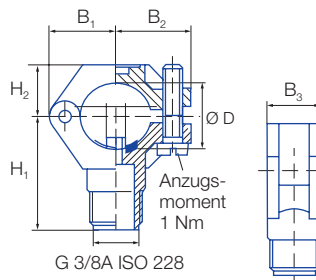




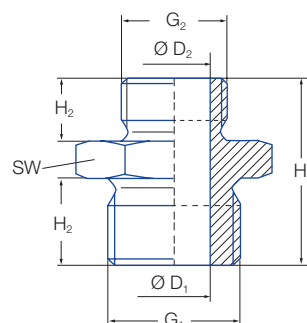
Zubehör Montageschellen / Doppelnippel / Überwurfmutter

Montageschellen



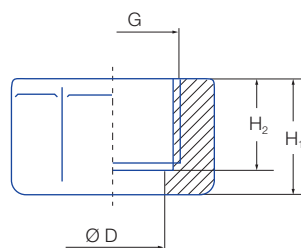
Type	Bestell-Nr.			Schraube	Abmessungen [mm]								Gewicht (Polyamid)
	51	53	5E		Rohr Ø	D Ø	B _R Ø	B ₁	B ₂	B ₃	H ₁	H ₂	
	Polyamid	Polypropylen	PVDF										
090.053	○	○	○	Material 1.4571	3,8"	16,5-18,0	6,2	19,0	22,0	18,5	34,5	14,5	20 g
090.003	○	○	○		1/2"	20 - 22,0	6,2	21,2	23,8	18,5	36,5	16,5	20 g
090.013	○	○	○		3/4"	25 - 27,5	7,8	24,5	26,5	22,0	39,5	17,5	25 g
090.023	○	○	○		1"	32 - 34,5	10,8	30,0	31,0	22,0	44,0	21,0	32 g
090.033	○	○	○		1 1/4"	40 - 43,0	12,8	34,0	35,5	25,0	48,0	25,0	38 g
090.012	-	-	○		1.4401	3/4"	25 - 27,5	7,8	19,5	21,0	22,0	31,5	18,0

Doppelnippel



Type	Bestell-Nr.		Abmessungen [mm]								Gewicht (Messing)
	17	30	G ₁ ISO 228	G ₂ ISO 228	H ₁	H ₂	D ₁	D ₂	SW		
065.215	○	○	3/8 A	1/4 A	25	10	10	7	22	30 g	
065.211	○	○	3/8 A	3/8 A	25	10	11,5	-	22	25 g	

Überwurfmutter



Type	Bestell-Nr.					Abmessungen [mm]					Gewicht (Messing)
	16	17	30	56	5E	G ISO 228	H ₁	H ₂	D	SW	
065.200	○	○	○	-	-	3/8	13,0	10,0	12,8	22	25 g
065.200	-	-	-	○	○	3/8	14,5	11,5	12,8	22	25 g